

enel x

PPA Partner Portal



Why PPA Partner Portal?



Monitor your sustainable business in real time

on a completely dedicated and personalized portal. You will have the opportunity to view the real time data of your contracts and know the amount of CO₂ avoided thanks to your contribution. Furthermore, data on renewable energy certifications will be available.


DASHBOARD



Manage your activities and create a connected business:

a portal fully integrable with other platforms will be available to you with the opportunity to download data and analyze them in a wider monitoring system, comparing the performance of your entire business with respect to energy needs, your company's sustainability strategy and objectives.

e-API



Share your contribution to sustainability

by clearly highlighting your renewable energy use in your communication and marketing campaigns, sending a compelling message about their commitment to decarbonization and environmental protection to clients and stakeholders, driven by a common goal: a green path towards the future of sustainable energy.

PPA SUMMARY

Connect you to your green energy data

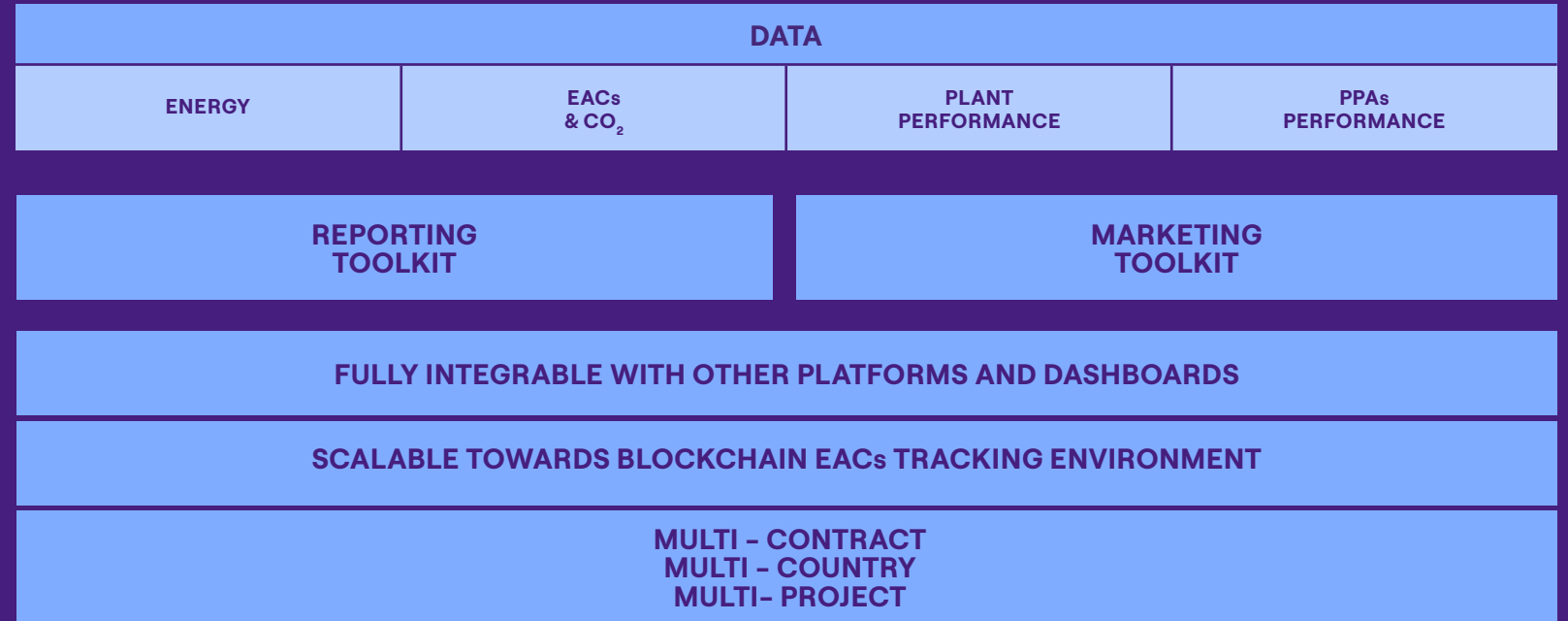
On top of EACs and PPAs, there is a variety of services that can complement your offer in order to make your brand more sustainable, more visible and to keep a correct track of your PPAs contracts.

Our Offer

POWER PURCHASE AGREEMENTS (PPAs)

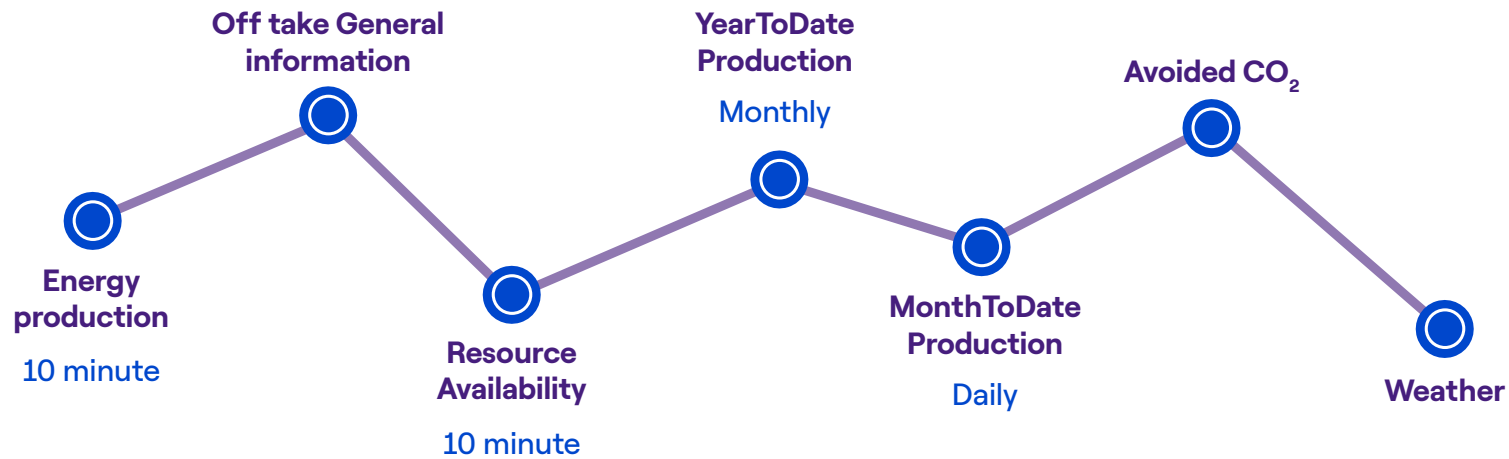
ENERGY ATTRIBUTE CERTIFICATES (EACs)

ADDITIONAL SERVICES



Dashboard

The PPA dashboard is the core of the Partner Portal. You will be able to monitor, evaluate and compare your green energy production with respect to your personal needs. Each plant associated with your PPA Contract is right there, ready to be analyzed.



 VARIABLE

 GRANULARITY

Based on the energy needs of your company, you can compare the trend of energy production at any time and with the frequency you want, selecting different time intervals: day, week, month, year and custom (period of interest of your choice).

Energy Attributes Certificates (EACs)

Total Certificates

Statistics

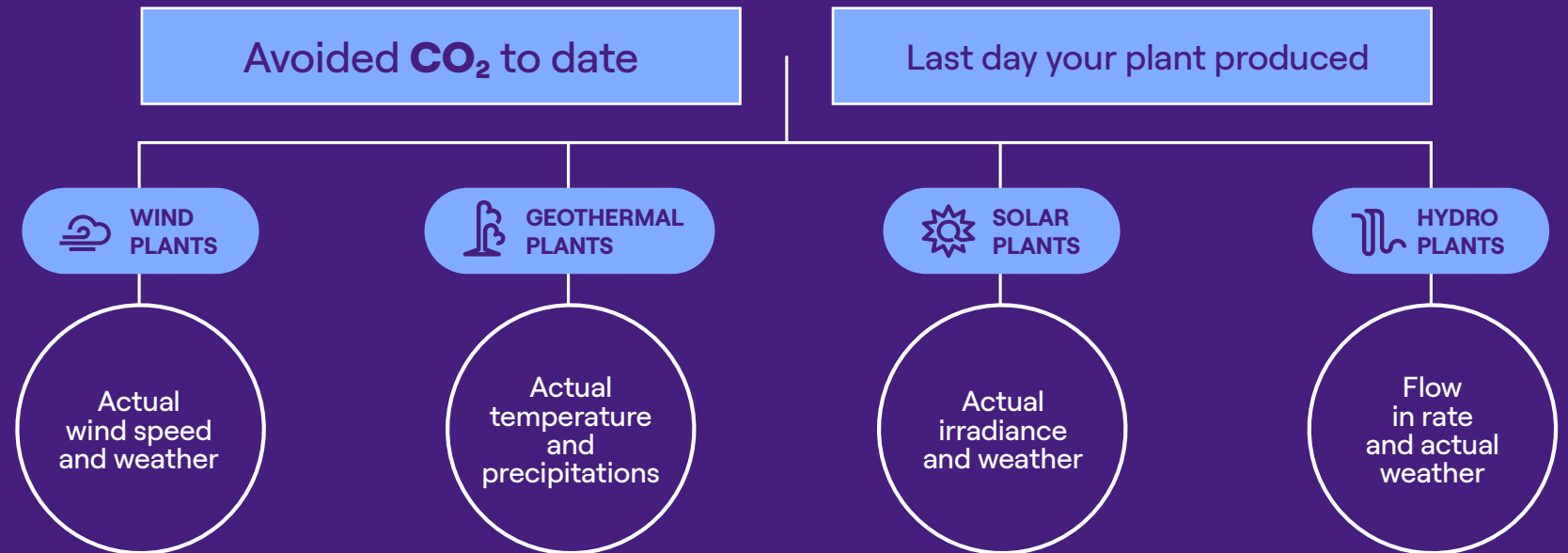
Your imputed EACs ascribed today.
Your imputed EACs ascribed this Month.

You will have access to the right information at the right time!

The first section gives you some plant information:

PLANT NAME	COUNTRY	TYPE	SOME PHYSICAL ATTRIBUTES ACCORDING TO THE PLANT TECHNOLOGY
------------	---------	------	--

In the production chart, you will find two common indicators and information on the actual environmental conditions of your plants.



e-API

The aim of this e-API is to provide plant info and power production data about PPA Contract plants. By using the PPA Partner Portal it is possible to view and analyze plant energy and production data via our proposed dashboard. Further on, you can query such data using this e-API in order to integrate them into your own dashboard and / or ERP system.

The data that can be extracted using this e-API are related to the following items:

PPA INFO

PLANT INFO

PLANT
ENERGY DATA

The production data can be fully integrated with other platforms and dashboards through



PPA
PARTNER



PPA
PARTNER PORTAL
LOGIN FORM



SINGLE SIGN ON
DIRECT ACCESS



E-API VERTICAL
PORTAL HOMEPAGE

PPA Summary

Do you want to share your contribution to sustainability to your stakeholders in marketing campaigns?
Do you want to update your employees or your stores on the renewable energy production of your plants?
Through the Summary Page you can share your sustainable indicators that show your commitment to decarbonization process. You can put the page in full screen mode and show it to customers and stakeholders in a meeting room, in the hall and in business campaigns.

**TOTAL AMOUNT
OF ENERGY**

**TOTAL AMOUNT
OF AVOIDED CO₂**

**AMOUNT OF ENERGY
PRODUCED TODAY**

POWER PLANT DATA

Other features already available

- **Document Repository**
- **Stories & News section**
- **Homepage Highlights**
- **Notification system**
- **...and more**

enel x

corporate.enelx.com

